

Lesson 2: Neighborhoods

Episode(s) to watch:

- Month 5 Episode 3 - Neighborhoods

Overview:

Some of us live near other homes, and some of us live far away from other homes. Some homes look really similar, others look really different. This is the same for some other animals! They might live near each other but sometimes their individual homes are very different. Seabirds are a great example of this! In the rocky cliffs by the sea near Seward, many different species of birds like to build nests and burrows. These areas are called rookeries. Gulls like kittiwakes like to make their nests with mud high up on the rocks. Puffins instead use burrows that can extend deep into rocky areas.

Materials:


- Coastal neighborhoods worksheet (next page)
- Scissors
- Elmer's glue
- Liquid dish soap
- Food coloring
- Egg carton or similar container

Activity:


Using the sheet on the following page, cut out the animal squares then place them in the correct area---in the sky, on land, in the ocean, in a tidepool, or at a rocky coastline! Then, color the animals and the landscape!

Craft:

Window decals to help keep the birds in our neighborhoods safe!
Combine 2 tablespoons of glue with $\frac{1}{4}$ teaspoon liquid dish soap in a container for each color you'd like (an egg carton works well). Add a few drops of food coloring into each container then stir to mix in the color completely. Using a paintbrush, paint designs onto a plastic sheet. Make sure you paint a thick enough layer so they don't break when you peel them off. Allow to dry overnight then carefully peel the decals off and press them onto the inside of your window.



Sea lion



Brown bear




Hermit crab



Octopus






Gull



Where do they live?


Draw lines to match the animals to their homes



Count and Color

Color the birds based on the given numbers.


5




7



6




8



3



4



Colors vocabulary


Circle the correct color according to the picture



Red

Blue


Green



Green

Purple

Pink



Brown

Yellow

Green



Yellow

Red


Pink



Pink

Purple


Brown



Green

Brown

Orange



Yellow

Pink

Brown

Kittiwake

