

December 2024

Dear Virtual Small Fry School,

Month three!

Welcome to the third month of Small Fry School! For each lesson this month, we have again provided an overview of the week's topic, as well as suggested activities and crafts to do at home. Additional worksheets and a coloring page are also provided that can be completed before or after each lesson.



The episodes and all the materials for the month will be available on our website at the start of each month, through February 2025.

If you have any questions, feel free to reach out via our Small Fry School Facebook Group or email us at smallfry@alaskasealife.org

Sincerely,

The Alaska SeaLife Center Education Team

Lesson 1: Hide With a Wolf Eel

Episode(s) to watch:

- Month 3 Episode 1 - Hide and Seek
- Month 3 Episode 2 - Hide With a Wolf Eel

Overview:

This month we are going to be learning all about how different animals are able to hide. One common way animals hide is by using what we call camouflage! Camouflage is when an animal uses colors, patterns, and textures on their bodies to blend into their surroundings. They may do this to hide from predators or to sneak up on their prey. Wolf eels are one type of animal that uses camouflage to hide. Wolf eels are long gray fish with small fins and big heads. They like to hide from other animals in rocky homes called dens. Their dark and spotted coloration helps them blend into the rocks and shadows of their dens. This way, they are hidden from animals that want to eat them, like seals and sea otters.

Materials:

- Wolf eel finger puppets (next page)
- Crayons / markers / colored pencils
- Scissors

Activity:


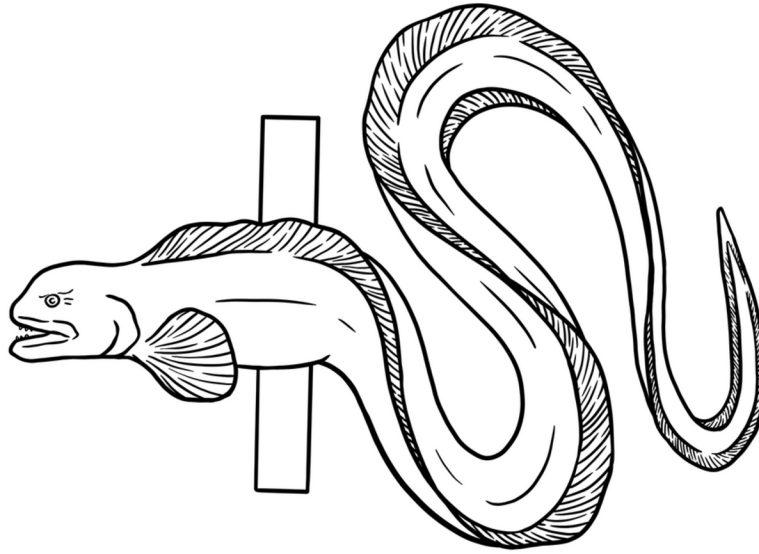
Freeze Dance! Have everyone get up and move around like wolf eels while the music is playing. These are really unique fish that have really long tails that move in an S like wave, similar looking to how an eel moves. Using your arms in front of you move around your house or yard like a wolf eel. When the music stops, curl up like a wolf eel hiding in its den until the music plays again.

Craft:

Make a wolf eel finger puppet! Color, cut out, and tape or glue the wolf eel(s) on the next page to make your own finger puppets!




Cut out the wolf eels
to make finger puppets




Help the wolf eel hide

Trace the lines to help the wolf eels hide!




I KNOW MY COLORS


Color the wolf eel the correct color:




red



yellow



orange



blue

Wolf eel

